

Scaled data based on original data using
LM-79-08 Approved Method: Electrical and Photometric Measurements of Solid-
State Lighting Products

Test Report Prepared for
Cooper Lighting Solutions
(formerly Eaton)

Brand: McGRAW-EDISON

Report Number: P823395

Luminaire Tested: **TTN-D2-750-U-WQ**

Issue Date: 4/16/2024

Test Information

Test Method: LM-79-08
Report Number: P823395
TEST IS SCALED FROM IESNA LM-79-08 TEST DATA (G2-2312-254-7)
Test Lab: INNOVATION CENTER
Issue Date: 4/16/2024
Manufacturer: COOPER LIGHTING SOLUTIONS (FORMERLY EATON)
Product Line: MCGRAW-EDISON
Catalog Number: TTN-D2-750-U-WQ
Description: TOPTIER NANO LED PARKING GARAGE LUMINAIRE
5000K, 70 CRI LEDS AND WIDE DISTRIBUTION
Light Source: -
Ballast/Driver: -

Summary

Lumens per Lamp: N/A
Luminaire Lumens: 5286 lumens
Efficiency: N/A
Efficacy: 124.4 lumens/watt
Luminous Opening: Circular (Dia: 0.71' x H: 0')
IES Classification: Type V - Short
BUG Rating: B3 - U0 - G2

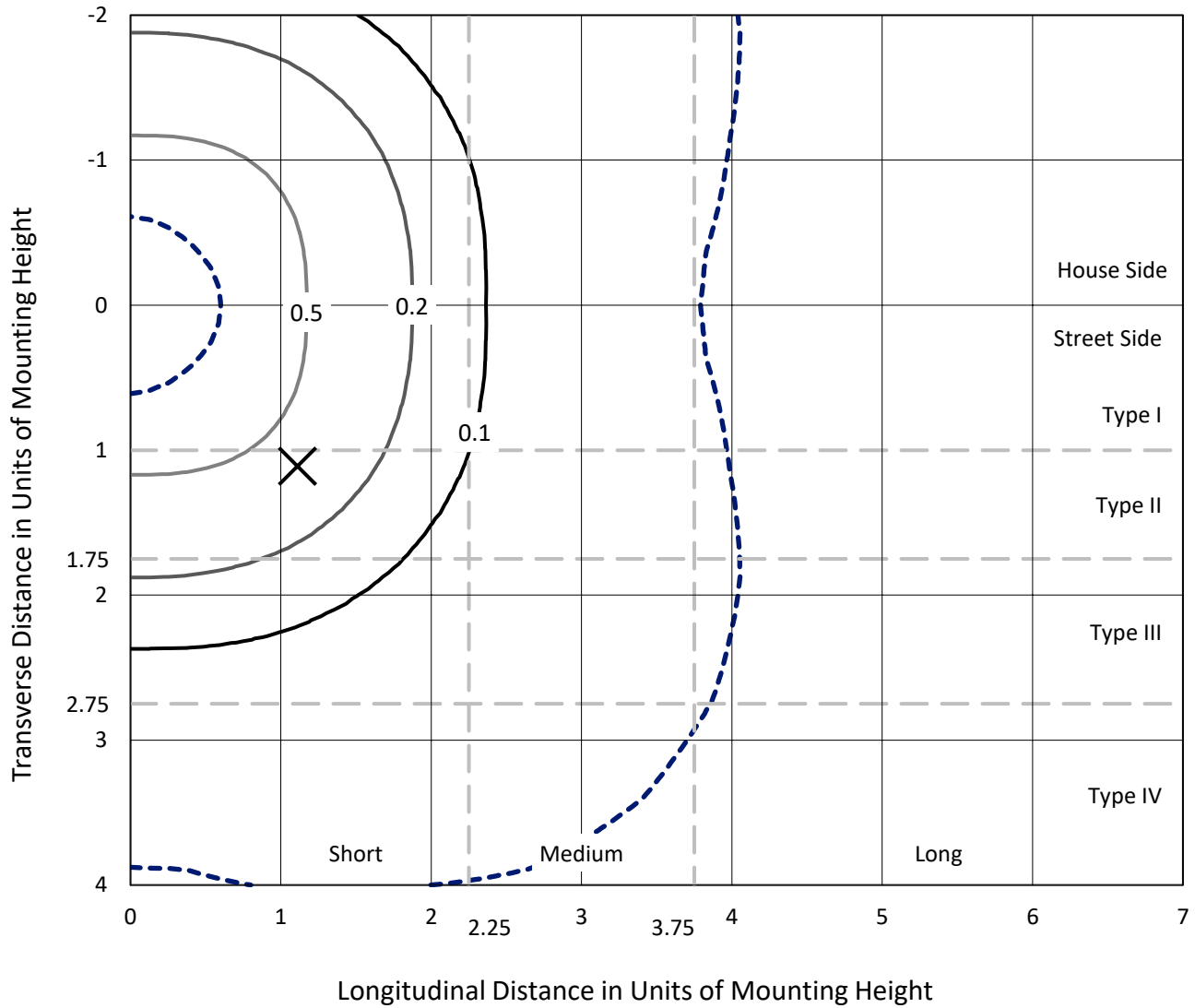
Input Watts (W): 42.5
Input Voltage (V): NR
Input Current (Ain): NR
Voltage Rise (V): NR
Power Factor: NR
Total Harmonic Distortion (THDi): NR
Frequency (hertz): 60
Stabilization Time: NR
Operation Time: NR
Ambient Temperature (°C): NR
Test Distance: 24 FT



REPORT NUMBER: P823395
 CATALOG NUMBER: TTN-D2-750-U-WQ

Iso-Footcandle Lines of Horizontal Illumination

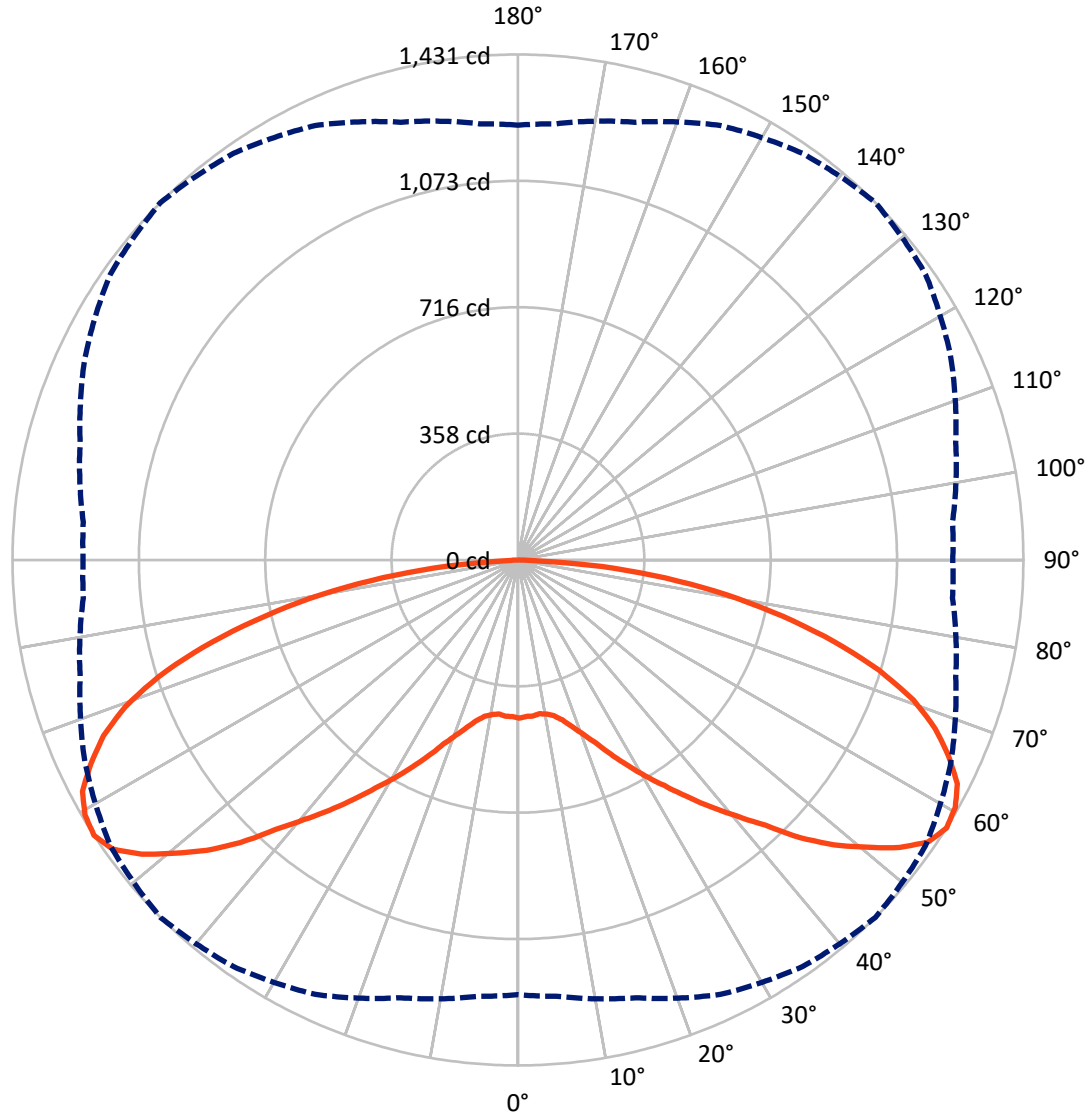
✕ Max cd
 - - - 1/2 Max cd



Based on 25 foot mounting height. Maximum calculated value = 0.7 fc
 Type V - Short - N/A

REPORT NUMBER: P823395
CATALOG NUMBER: TTN-D2-750-U-WQ

Luminous Intensity Polar Plot



— Vertical Plane Through 45-Deg Lateral - - - Horizontal Cone Through 57.5-Deg Vertical

REPORT NUMBER: P823395

CATALOG NUMBER: TTN-D2-750-U-WQ

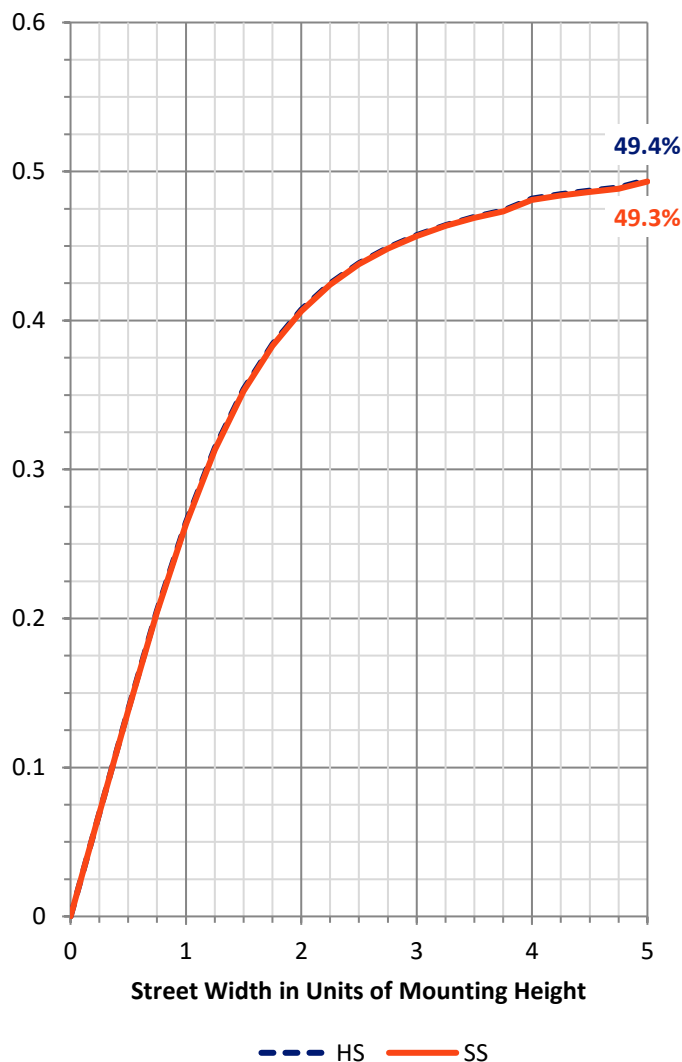
FLUX DISTRIBUTION:

		Downward	Upward	Total
House Side	Lumens	2643.0	0.0	2643.0
	% Fixture	50.0	0.0	50.0
Street Side	Lumens	2643.0	0.0	2643.0
	% Fixture	50.0	0.0	50.0
Total	Lumens	5286.0	0.0	5286.0
	% Fixture	100.0	0.0	100.0

ZONAL LUMENS:

Zone	Lumens	% Fixture
0°-10°	42.1	0.8
10°-20°	134.4	2.5
20°-30°	282.0	5.3
30°-40°	511.6	9.7
40°-50°	834.0	15.8
50°-60°	1167.3	22.1
60°-70°	1218.6	23.1
70°-80°	870.7	16.5
80°-90°	225.3	4.3
90°-100°	0.0	0.0
100°-110°	0.0	0.0
110°-120°	0.0	0.0
120°-130°	0.0	0.0
130°-140°	0.0	0.0
140°-150°	0.0	0.0
150°-160°	0.0	0.0
160°-170°	0.0	0.0
170°-180°	0.0	0.0
0°-90°	5286.0	100.0
0°-180°	5286.0	100.0

Coefficient of Utilization

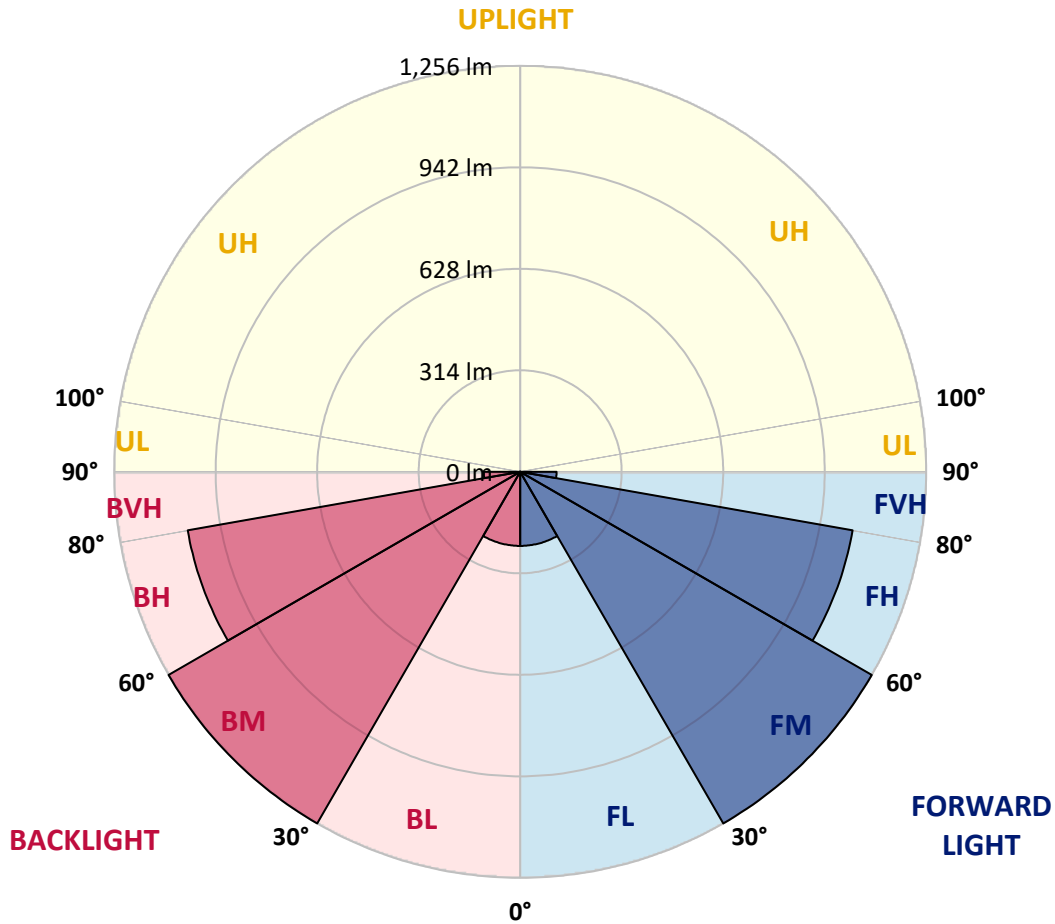


REPORT NUMBER: P823395
 CATALOG NUMBER: TTN-D2-750-U-WQ

LUMINAIRE CLASSIFICATION SYSTEM LUMEN TABLE AND BUG RATING:

Zone	Lumens	% Fixture	Zone Rating/Lumen Limit		
			B	U	G
FL (0°-30°)	229.3	4.3			
FM (30°-60°)	1256.4	23.8			
FH (60°-80°)	1044.7	19.8			G1/1800
FVH (80°-90°)	112.7	2.1			G2/225
BL (0°-30°)	229.3	4.3	B1/500		
BM (30°-60°)	1256.4	23.8	B2/2500		
BH (60°-80°)	1044.7	19.8	B3/2500		G1/1800
BVH (80°-90°)	112.7	2.1			G2/225
UL (90°-100°)	0.0	0.0		U0/0	
UH (100°-180°)	0.0	0.0		U0/0	

BUG Rating: B3-U0-G2
 Type V Short





REPORT NUMBER: P823395
 CATALOG NUMBER: TTN-D2-750-U-WQ

CANDELA DISTRIBUTION (FULL):

	0°	5°	15°	25°	35°	45°	55°	65°	75°	85°	90°
0°	448.1	448.1	448.1	448.1	448.1	448.1	448.1	448.1	448.1	448.1	448.1
2.5°	443.7	443.7	443.7	443.7	443.7	443.7	443.7	443.7	443.7	443.7	443.7
5°	443.7	443.7	443.7	443.7	443.7	443.7	443.7	443.7	443.7	443.7	443.7
7.5°	435.0	435.0	439.4	439.4	439.4	439.4	439.4	439.4	439.4	439.4	439.4
10°	435.0	435.0	439.4	439.4	443.7	443.7	443.7	439.4	439.4	435.0	435.0
12.5°	443.7	443.7	443.7	448.1	452.4	452.4	452.4	448.1	448.1	443.7	443.7
15°	456.8	461.1	461.1	465.5	469.8	469.8	469.8	465.5	465.5	461.1	461.1
17.5°	482.9	482.9	482.9	487.2	491.6	495.9	495.9	487.2	487.2	482.9	487.2
20°	509.0	513.3	513.3	517.7	522.0	526.4	522.0	517.7	513.3	513.3	513.3
22.5°	548.1	548.1	552.5	552.5	561.2	561.2	561.2	552.5	552.5	552.5	552.5
25°	591.6	591.6	596.0	600.3	609.0	609.0	604.7	596.0	596.0	596.0	600.3
27.5°	643.8	643.8	648.2	648.2	656.9	656.9	652.5	648.2	648.2	648.2	652.5
30°	691.7	691.7	700.4	704.7	709.1	709.1	709.1	700.4	700.4	696.0	696.0
32.5°	735.2	739.5	743.9	756.9	765.6	761.3	765.6	756.9	748.2	743.9	743.9
35°	783.0	787.4	796.1	809.1	822.2	822.2	822.2	809.1	800.4	791.7	796.1
37.5°	839.6	839.6	852.6	865.7	883.1	887.4	883.1	870.0	857.0	848.3	848.3
40°	900.5	900.5	913.5	926.6	948.3	952.7	948.3	930.9	913.5	909.2	909.2
42.5°	961.4	961.4	978.8	991.8	1017.9	1026.6	1017.9	996.2	978.8	965.7	970.1
45°	1026.6	1031.0	1052.7	1078.8	1109.3	1122.3	1109.3	1083.2	1057.1	1031.0	1031.0
47.5°	1100.6	1100.6	1126.7	1157.1	1191.9	1205.0	1187.6	1161.5	1126.7	1104.9	1104.9
50°	1148.4	1152.8	1187.6	1226.7	1270.2	1278.9	1265.9	1226.7	1187.6	1157.1	1152.8
52.5°	1196.3	1200.6	1239.8	1296.3	1339.8	1352.9	1335.5	1296.3	1239.8	1200.6	1200.6
55°	1226.7	1235.4	1278.9	1339.8	1387.7	1409.4	1383.3	1339.8	1274.6	1231.1	1226.7
57.5°	1231.1	1239.8	1283.3	1357.2	1405.1	1431.2	1409.4	1352.9	1283.3	1235.4	1231.1
60°	1222.4	1226.7	1270.2	1348.5	1405.1	1422.5	1405.1	1344.2	1265.9	1226.7	1218.0
62.5°	1200.6	1209.3	1252.8	1318.1	1383.3	1396.4	1379.0	1313.7	1248.5	1200.6	1191.9
65°	1131.0	1139.7	1205.0	1270.2	1326.8	1339.8	1326.8	1270.2	1200.6	1131.0	1122.3
67.5°	1052.7	1057.1	1122.3	1200.6	1252.8	1274.6	1252.8	1205.0	1118.0	1052.7	1044.0
70°	970.1	974.4	1026.6	1109.3	1161.5	1187.6	1165.8	1113.6	1022.3	965.7	961.4
72.5°	874.4	874.4	926.6	991.8	1044.0	1070.1	1052.7	987.5	917.9	861.3	852.6
75°	743.9	748.2	804.8	852.6	909.2	926.6	909.2	857.0	791.7	735.2	726.5
77.5°	609.0	613.4	661.2	700.4	752.6	765.6	752.6	709.1	648.2	600.3	596.0
80°	461.1	465.5	504.6	539.4	582.9	600.3	587.3	543.8	495.9	452.4	439.4
82.5°	300.2	304.5	343.7	369.8	408.9	422.0	413.3	374.1	335.0	291.5	287.1
85°	134.9	139.2	174.0	195.8	226.2	239.3	230.6	195.8	165.3	126.2	117.5
87.5°	13.1	13.1	13.1	13.1	13.1	17.4	17.4	13.1	13.1	13.1	13.1
90°	0.0	0.0	0.0	0.0	0.0	0.0	0.0	0.0	0.0	0.0	0.0

(END OF REPORT)